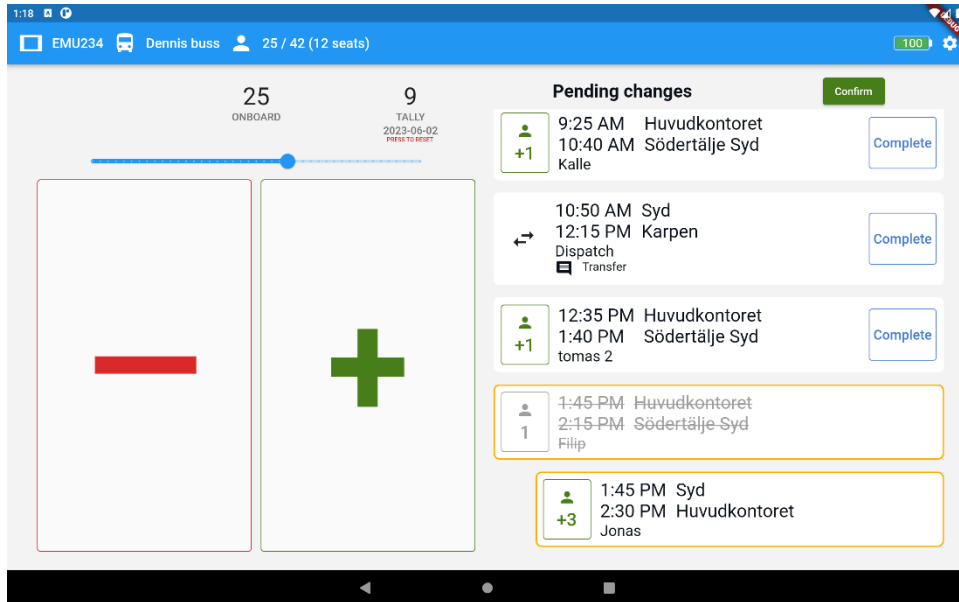


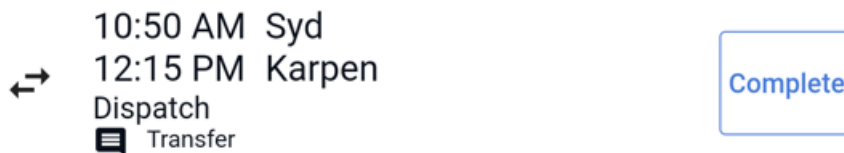
Driver app

The driver receives assigned driving orders in the driver app on the installed onboard tablet. The assigned, not yet confirmed driving orders are displayed with an orange border as shown below.

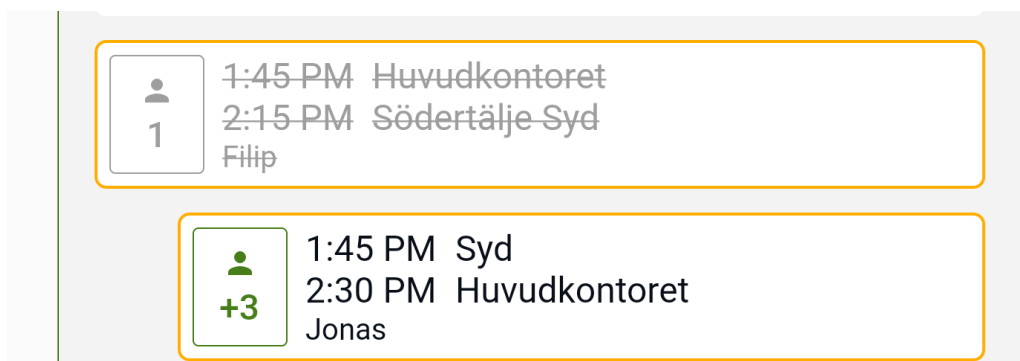
A shared ride is illustrated as an intended booking below an original booking as displayed below.




You can register 0 passengers for your booking, that means that the car is driving to a destination with an empty car. It is illustrated below:



A cancelled booking is crossed out and grey:




Click the green button to rapidly add the registered number of passengers in the booking. The number of passengers can be changed using the regular +/- buttons (while "Now boarding" is visible).



12:35 PM Huvudkontoret
1:40 PM Södertälje Syd
tomas 2

[Complete](#)

To count down passengers, click on the red button. When done, it turns black and if you want to add more passengers you will have to use the +/- buttons to the left.



12:35 PM Huvudkontoret
1:40 PM Södertälje Syd
tomas 2

[Complete](#)